




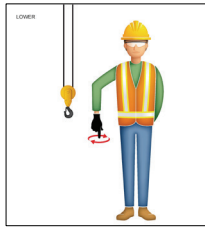
Hand signals for crane operations

Hand signals play a vital role in crane operations. If signallers use hand signals to communicate with crane or hoist operators, the following hand signals must be used, as set out in B.C.'s Occupational Health and Safety Regulation. If you haven't been properly trained in how to use hand signals, talk to your supervisor or employer.

Hoist



Lower



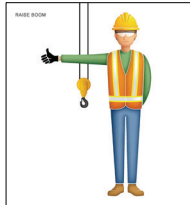
Use main hoist



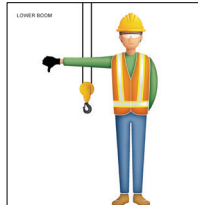
Use whip line



Raise boom



Lower boom




Move slowly




Raise boom and lower load



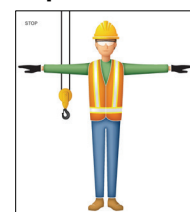
Lower boom and raise load



Swing



Stop




Trolley Travel



Dog everything




Travel (both tracks)



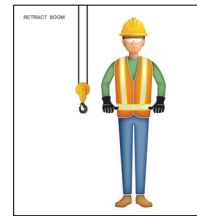
Travel (one track)




Extend boom



Retract boom



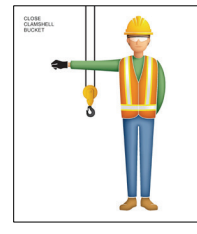
Magnet is disconnected



Open clamshell bucket



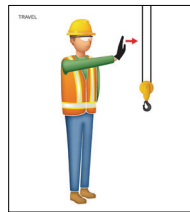
Close clam shell bucket



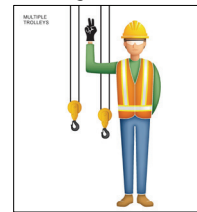
Hoist slowly to clear fouled line




Travel



Multiple trolleys



Whip line



OHS Regulation reference: section 15.20

Project: **Address:**

Employer: **Supervisor:**

Date: **Time:** **Shift:**

Number in crew: **Number attending:**

Other safety concerns or suggestions:

.....

.....

Record of those attending:

Name: (please print)	Signature:	Company:
1.		
2.		
3.		
4.		
5.		
6.		
7.		
8.		
9.		
10.		
11.		
12.		
13.		
14.		
15.		

Manager's remarks:

.....

Manager: **Supervisor:**
(Signature) (Signature)

For more information on health and safety requirements for crane operations in B.C., refer to the *Workers Compensation Act* and the OHS Regulation on worksafebc.com.